

# Status of the Iowa Workforce and Economy

## Upcoming 2018 News Release Schedule

Reference Month	Statewide News Release	Local Area News Release
Jan	Mar 12	Mar 12
Feb	Mar 23	Mar 27
Mar	Apr 20	Apr 24
Apr	May 18	May 22
May	Jun 15	Jun 19
Jun	Jul 20	Jul 24
Jul	Aug 17	Aug 21
<b>Aug</b>	<b>Sep 21</b>	<b>Sep 25</b>
Sep	Oct 19	Oct 23
Oct	Nov 16	Nov 20
Nov	Dec 21	Dec 27
Dec	Jan 18	Jan 23

## Iowa Nonfarm Employment Seasonally Adjusted

Year	Month	Iowa Statewide Employment	Construction Employment
2018	Jan	1,580,200	72,600
	Feb	1,582,700	73,400
	Mar	1,583,400	75,100
	Apr	1,583,100	75,700
	May	1,585,000	76,600
	Jun	1,592,200	78,400
	Jul	1,591,000	78,900
	Jul	1,593,300	80,000

## Iowa Workforce Development

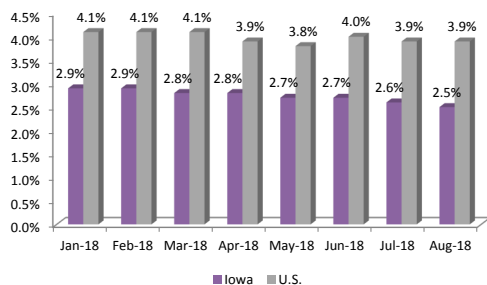
Information Prepared by the Labor Market Information Division

1000 East Grand Avenue  
Des Moines, Iowa 50319-0209

Phone: 515-242-5862  
Fax: 515-281-8203

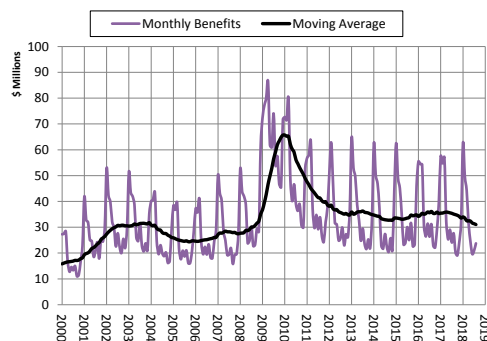
Donna Burkett, Bureau Chief  
Iowa Workforce Development

## Iowa and U.S. Unemployment Rates for 2018



- Iowa's seasonally adjusted jobless rate dropped to 2.5 percent in August. The current rate is down from the year ago figure of 3.0 percent.
- The number of employed Iowans increased to 1,642,500 in August from 1,640,300 in July.
- The U.S. unemployment rate remained at 3.9 percent in August.

## Unemployment Insurance Benefits Paid (Regular State UI Only)

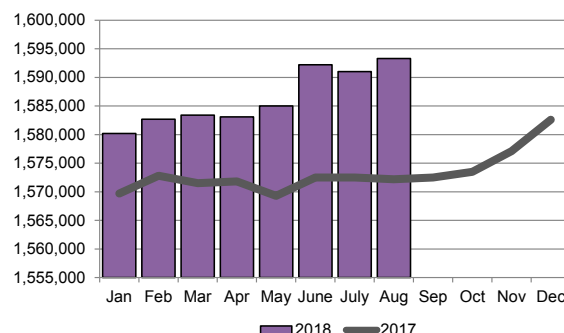


- The Monthly UI benefit payout averaged \$31 million for the twelve months ending August 2018. This is 11.5 percent lower than the same period for 2017. This represents the lowest twelve month average UI benefit payout since September 2008.

Iowa establishments gained 2,300 jobs in August, rebounding from a small loss of 1,200 in July.

- Wholesale and retail trade combined for the addition of 1,700 jobs.
- Manufacturing added 200 jobs in August. This is the third consecutive month for job gains within Iowa's factories. This sector is now up 11,000 jobs to lead all sectors.
- Construction again expanded this month gaining 1,100 jobs. This is the seventh-straight month for jobs added.
- Leisure and hospitality pared 1,100 jobs. Losses were nearly split within both accommodations and food services and recreational activities.
- Iowa establishments have now added 21,100 jobs annually following this month's gain. The majority of the advances are in goods producing sectors. Construction and manufacturing were up a combined 16,200 jobs since last year.
- U.S. total nonfarm employment added 201,000 jobs in August with the largest monthly gains being in professional and business services and healthcare.

## Iowa Total Nonfarm Employment January 2017 - August 2018



Source: Labor Market Information (LMI) Division, Iowa Workforce Development and the Bureau of Labor Statistics (BLS) unless otherwise noted. (Reference: August 2018)