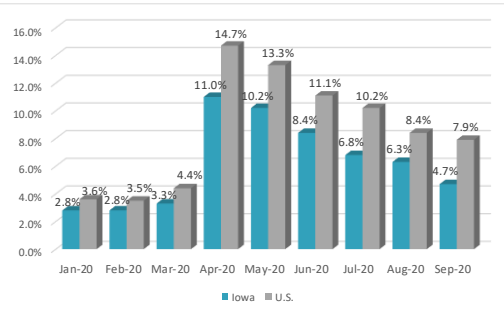


Status of the Iowa Workforce and Economy

Upcoming 2020 News Release Schedule

Reference Month	Statewide News Release	Local Area News Release
Jan	Mar 16	Mar 16
Feb	Mar 27	Mar 31
Mar	Apr 17	Apr 21
Apr	May 22	May 27
May	Jun 19	Jun 23
Jun	Jul 17	Jul 21
Jul	Aug 21	Aug 25
Aug	Sep 18	Sep 22
Sep	Oct 20	Oct 20
Oct	Nov 20	Nov 24
Nov	Dec 18	Dec 22
Dec	Jan 26	Jan 26

Iowa and U.S. Unemployment Rates - 2020



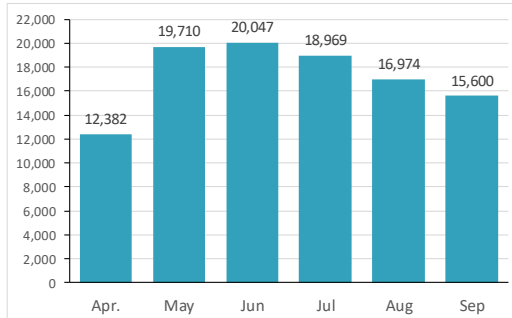
- Iowa's unemployment rate fell to 4.7 percent in September. The state's jobless rate was 2.8 percent one year ago.
- The state's total unemployment level declined to 76,600 in September from 101,700 in August.
- The U.S. unemployment rate fell to 7.9 percent in September.

- Iowa establishments added 7,300 jobs in September following an increase of 4,500 in August.
- Accommodations and food services gained 3,700 jobs. This increase was fueled by hiring in eating and drinking establishments.
- Construction shed 2,500 jobs in September. This sector has now pared 4,700 jobs since June and is down 11,600 versus last year.
- Manufacturing increased by 2,100 jobs in both durable and non-durable goods factories. This was the fifth-consecutive increase for this sector.
- Retail trade gained 1,000 jobs in September following an unexpected decrease last month of 1,100 jobs.
- Private education services began the fall term with a loss of 1,700 jobs after a gain of 900 jobs in August.
- Administrative support and waste management shed 1,400 jobs following a gain of 4,000 over the prior four months.

Iowa Nonfarm Employment Seasonally Adjusted

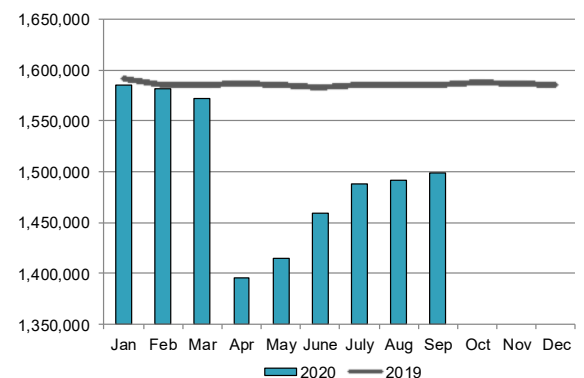
Year	Month	Iowa Statewide Employment	Leisure & Hospitality Employment
2020	Feb	1,581,300	146,300
	Mar	1,572,400	142,200
	Apr	1,395,500	71,400
	May	1,414,600	84,800
	Jun	1,459,300	104,200
	Jul	1,487,700	113,100
	Aug	1,492,200	114,500
	Sep	1,499,500	118,600

Pandemic Unemployment Assistance (PUA) Recipients



- Pandemic Unemployment Assistance (PUA) is a program that provides benefits for individuals who are unemployed due to the COVID-19 pandemic and who are not eligible for regular UI. Examples include self-employed and independent contractors. See IWD's PUA web page for details.
- A total of 30,720 individuals received PUA benefits through September. June had the most recipients with 20,047.

Total Nonfarm Employment 2020 versus 2019



Iowa Workforce Development

Information Prepared by the Labor Market Information Division

1000 East Grand Avenue
Des Moines, Iowa 50319-0209

Phone: 515-242-5862
Fax: 515-281-8203

Donna Burkett, Bureau Chief
Iowa Workforce Development

Source: Labor Market Information (LMI) Division, Iowa Workforce Development and the Bureau of Labor Statistics (BLS) unless otherwise noted. (Reference: September 2020)