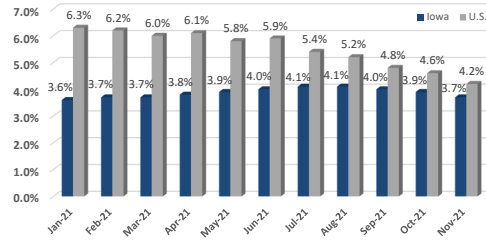


Status of the Iowa Workforce and Economy

Upcoming 2021 News Release Schedule

Reference Month	Statewide News Release	Local Area News Release
Jan	Mar 15	Mar 15
Feb	Mar 26	Mar 30
Mar	Apr 16	Apr 20
Apr	May 21	May 25
May	Jun 23	Jun 23
Jun	Jul 16	Jul 20
Jul	Aug 20	Aug 24
Aug	Sep 17	Sep 21
Sep	Oct 22	Oct 26
Oct	Nov 19	Nov 23
Nov	Dec 17	Dec 21
Dec	Jan 25	Jan 25

Iowa and U.S. Unemployment Rates—2021



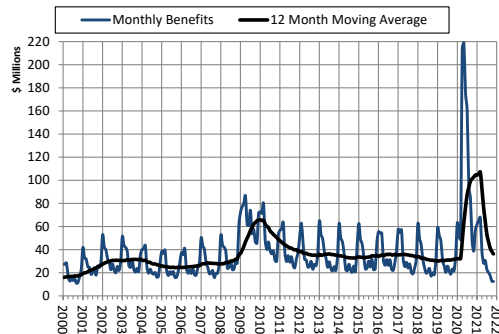
- Iowa's unemployment rate dropped to 3.7 percent in November. The state's jobless rate was 3.9 percent one year ago.
- The state's total employment level rose to 1,599,300 in November from 1,596,200 in October.
- The U.S. unemployment rate fell to 4.2 percent in November.

- Iowa establishments lost 1,000 jobs in November. Private service sector gains were overmatched by a loss in goods-producing industries due to a labor dispute.
- Manufacturing shed 6,200 jobs due to a strike in machinery manufacturing. This value is expected to rebound in December as the dispute has ended and workers return to the assembly lines.
- Leisure and hospitality added 2,000 jobs. Most of this gain was in accommodations and food services. This is the third consecutive increase for this sector.
- Professional and business services rose by 1,100 jobs with most of the adds within administrative support and waste management services.
- Health care and social assistance gained 700 jobs. Following a weak start to the year, this sector has added jobs in five consecutive months.
- Construction increased by 600 jobs. This was the first gain since July as this sector has trended down 1,600 jobs compared to last year.
- Annually, total nonfarm employment is up 30,900 jobs. Slightly over half this gain has been in leisure and hospitality (+16,100).
- Nationally, businesses added 210,000 jobs in November, far lower than expected.

Iowa Nonfarm Employment Seasonally Adjusted

Year	Month	Iowa Statewide Employment	Leisure & Hospitality Employment
2021	Apr	1,517,600	123,600
	May	1,518,800	125,300
	Jun	1,525,400	129,100
	Jul	1,534,900	135,000
	Aug	1,531,200	131,600
	Sep	1,538,900	132,700
	Oct	1,540,900	133,700
	Nov	1,539,900	135,700

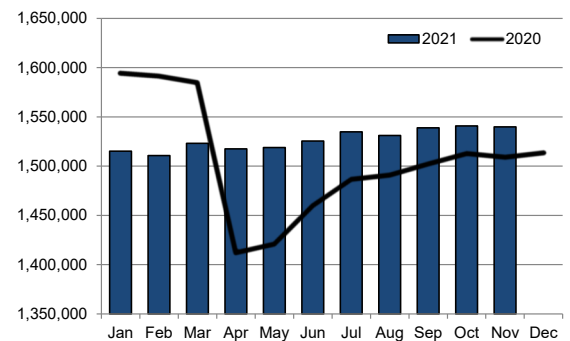
Iowa Unemployment Insurance (UI) Benefits Paid (Regular State UI Only)



- Regular unemployment benefits paid during November 2021 totaled \$12.5 million. This represents the lowest monthly payout since October 2000.
- Nationally, the number of seasonally adjusted initial claims dropped to 184,000 in December marking the lowest level for initial claims since September, 1969.

(source: U.S. Department of Labor)

Total Nonfarm Employment January 2020 to November 2021



Iowa Workforce Development

Information Prepared by the Labor Market Information Division

1000 East Grand Avenue
Des Moines, Iowa 50319-0209

Phone: 515-242-5862
Fax: 515-281-8203

Donna Burkett, Bureau Chief
Iowa Workforce Development