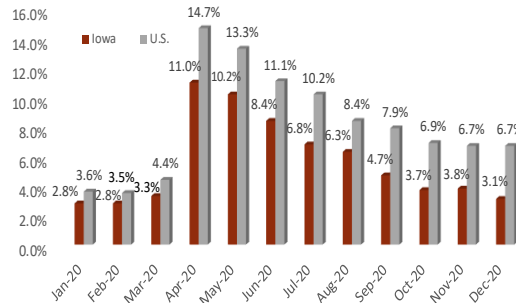


# Status of the Iowa Workforce and Economy

## Upcoming 2020 News Release Schedule

Reference Month	Statewide News Release	Local Area News Release
Jan	Mar 16	Mar 16
Feb	Mar 27	Mar 31
Mar	Apr 17	Apr 21
Apr	May 22	May 27
May	Jun 19	Jun 23
Jun	Jul 17	Jul 21
Jul	Aug 21	Aug 25
Aug	Sep 18	Sep 22
Sep	Oct 20	Oct 20
Oct	Nov 20	Nov 24
Nov	Dec 18	Dec 22
Dec	Jan 26	Jan 26

## Iowa and U.S. Unemployment Rates - 2020



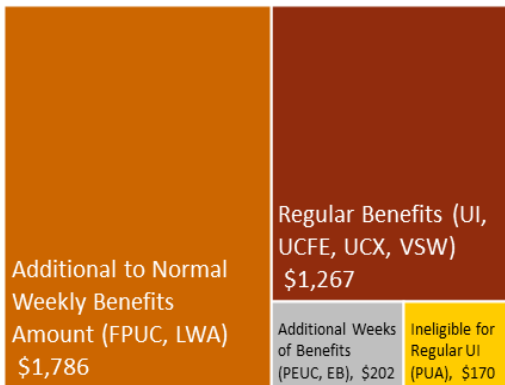
- Iowa's unemployment rate fell to 3.1 percent in December. The state's jobless rate was 2.8 percent one year ago.
- The state's total unemployment level declined to 50,800 in December from 60,800 in November.
- The U.S. unemployment rate remained at 6.7 percent in December.

- Iowa establishments added 9,700 jobs in December. This month's gain more than offsets November's loss of 6,900 jobs.
- Retail trade led all sectors with 5,400 jobs added. This industry experienced a sluggish start in November with a loss of 500 jobs.
- Construction added jobs for only the third time since April (+1,500). This sector has gained 1,600 jobs since April.
- Professional and business services added 1,500 jobs in December. Administrative support and waste management fueled most of the increase.
- Leisure and hospitality lost the most jobs in December (-3,700). This marks the second consecutive loss for this sector.
- Manufacturing ended the year on a positive note with a large increase (+3,800). Durable goods factories added the most jobs (+2,200).
- Since last December, 68,900 jobs have been shed in Iowa. Leisure and hospitality has lost the most jobs (-32,800). Education and health care is a distant second (-9,400). Job gains have been led by retail trade (+4,400) and nondurable goods manufacturing (+3,200).

## Iowa Nonfarm Employment Seasonally Adjusted

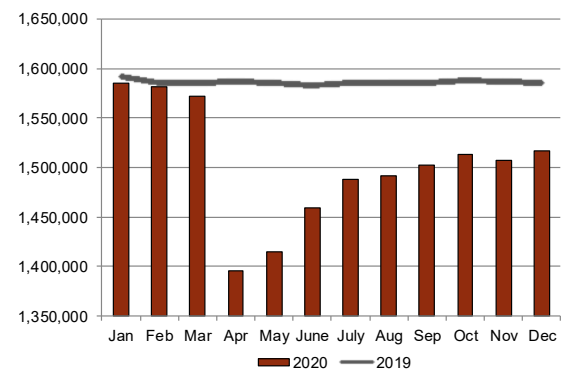
Year	Month	Iowa Statewide Employment	Leisure & Hospitality Employment
2020	May	1,414,600	84,800
	Jun	1,459,300	104,200
	Jul	1,487,700	113,100
	Aug	1,492,200	114,500
	Sep	1,502,200	119,100
	Oct	1,513,700	119,300
	Nov	1,506,800	118,400
	Dec	1,516,500	114,700

## 2020 Unemployment Benefits by Type (in millions)



- Iowa Workforce Development paid out about \$3.4 billion in unemployment benefits during 2020 primarily due to pandemic-related unemployment.
- About \$1.3 billion was paid out by regular Unemployment Insurance (UI) programs. Federal programs that added \$300 or \$600 to a recipient's regular weekly benefit amount accounted for an additional \$1.8 billion.

## Total Nonfarm Employment (January 2019 to December 2020)



## Iowa Workforce Development

Information Prepared by the Labor Market Information Division

1000 East Grand Avenue  
Des Moines, Iowa 50319-0209

Phone: 515-242-5862  
Fax: 515-281-8203

Donna Burkett, Bureau Chief  
Iowa Workforce Development

Source: Labor Market Information (LMI) Division, Iowa Workforce Development and the Bureau of Labor Statistics (BLS) unless otherwise noted. (Reference: December 2020)