



2018 IOWA INDUSTRY PROFILE

EDUCATION

IOWA WORKFORCE DEVELOPMENT



Executive Summary


In 2017, the **Educational Services** sector accounted for 9.8 percent of all employment in Iowa, with 150,462 jobs. The average annual wage was \$45,152 for 2017, which is just shy of 2.0 percent less than the state average wage of \$46,073.

This publication accounts for both public and private employment. Therefore, non-profit schools (e.g. parochial schools) are represented here. **Elementary and secondary schools** make up the largest portion of educational employment followed by **Colleges and universities**, but this sector also includes dance lessons, sports instruction, and educational consultants.

Employment in this sector continues to trended upward, although employment took a small hit in 2010 as government and other employers pruned employees due to the recession and dropped to 142,960.

In many career positions, you will find that men tend to dominate the workforce. Most employees in this sector are women, who hold 69.1 percent of all Educational Services jobs in Iowa..





EDUCATION IOWA INDUSTRY PROFILE

What is Education Services?

The **Educational Services** sector comprises establishments that provide instruction and training in a wide variety of subjects. Specialized establishments, such as schools, colleges, universities, and training centers, provide this instruction and training.

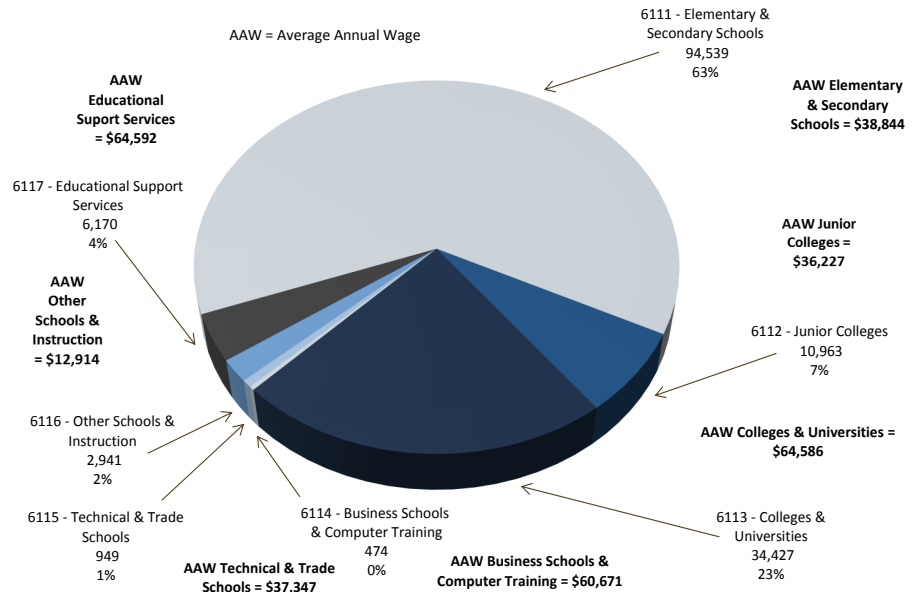
These establishments may be privately owned and operated for profit or not for profit, or they may be publicly owned and operated. They may also offer food and accommodation services to their students.

Source: www.bls.gov/cew/bls_naics/bls_naics_app.htm

2017 Industry Breakout by Employment in Iowa

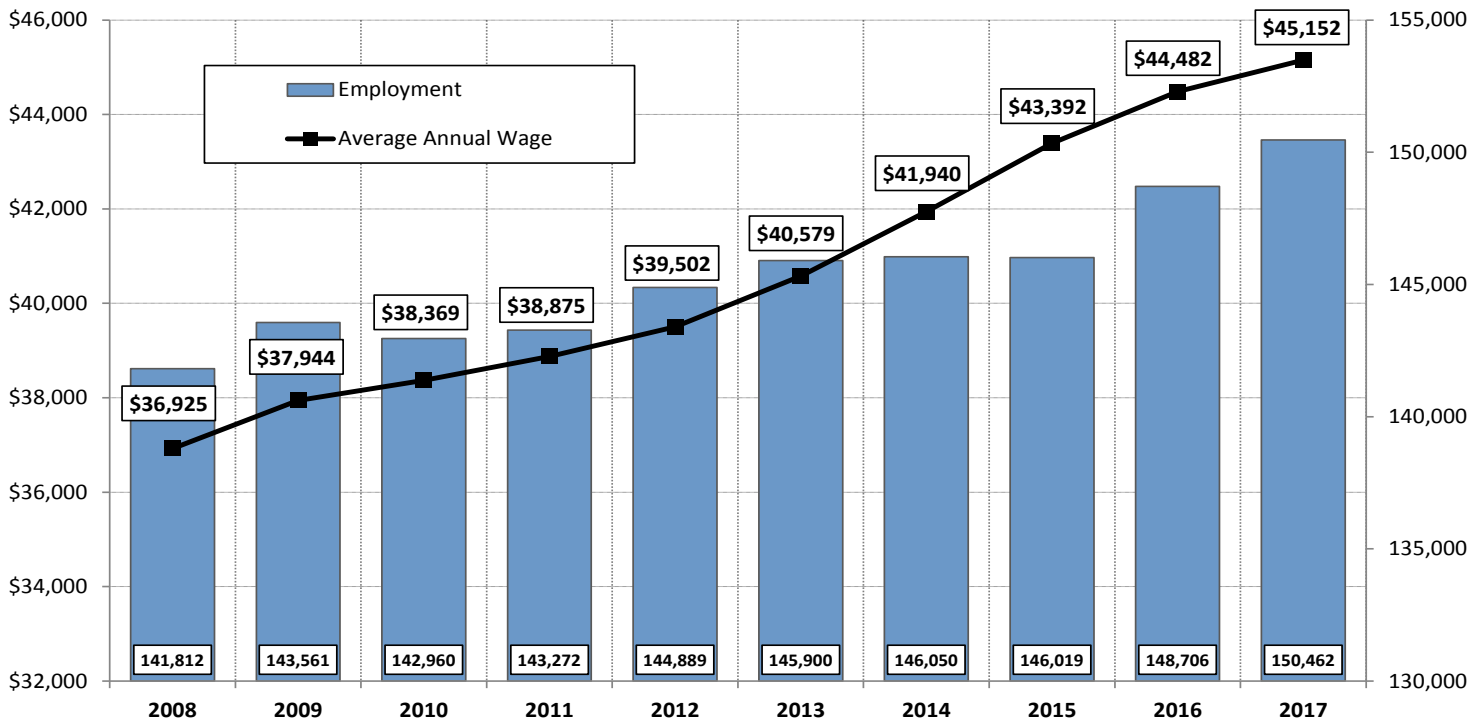
Educational Services NAICS Industry Coding

Percentage Employed and Average Annual Wage by Subsector



Source: Quarterly Census of Employment and Wages (QCEW), Iowa Workforce Development

2008–2017 Employment in Educational Services in Iowa



Source: Quarterly Census of Employment and Wages (QCEW), Iowa Workforce Development



Examples of Major Education Employers

Name of Company	Industry
Iowa State University	Universities & College Academics
Kirkwood Community College	Universities & College Academics
College Community School Dist.	Universities & College Academics
Des Moines Area Community College	Universities & College Academics
Drake University	Universities & College Academics
Grinnell College	Universities & College Academics
Hawkeye Community College	Universities & College Academics
Simpson College	Universities & College Academics
Buena Vista University	Universities & College Academics

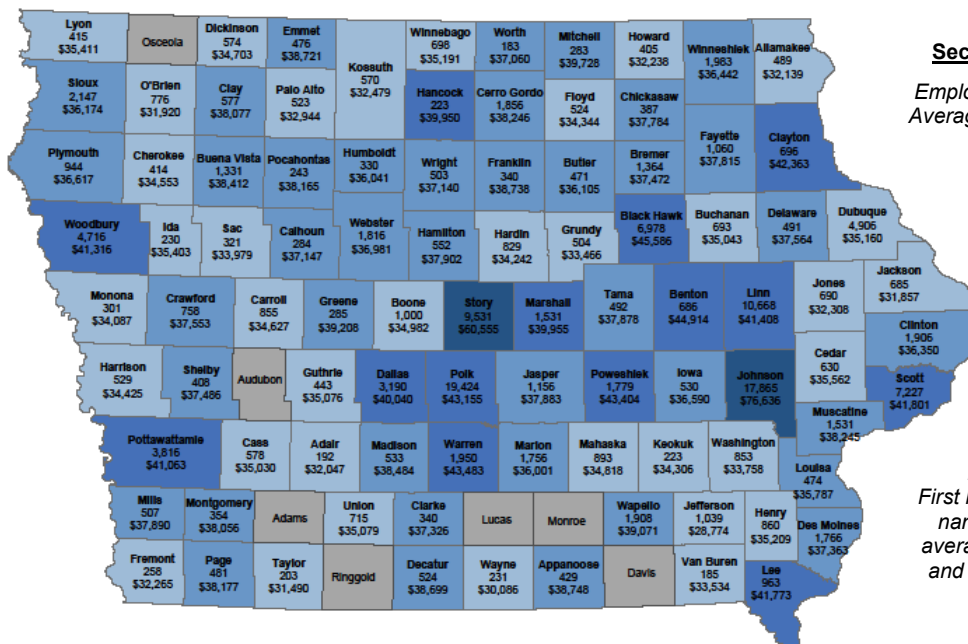
Source: www.iowaworkforcedevelopment.gov/employer-database

Employers

In 2017, there were 2,750 **Educational Services** establishments across Iowa. **Elementary & secondary schools** had the most establishments in Iowa with 1,565 locations and 94,539 employees. With 400 establishments, the **Other schools & instruction** industry had the second-most locations, but only had 2,941 employees. **Colleges & universities** had the second-highest employment, with 34,427 employees.

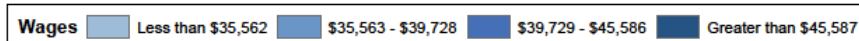
The employers listed to the left are classified in the subsector that reflects their primary industry, although each company may be engaged in other economic activities.

2017 Covered Employment in Education by County



Sector Statewide:
Employment - 150,462
Average Annual Wage - \$45,152

Label Key:
First line is the county name followed by average employment and finally, average wage.



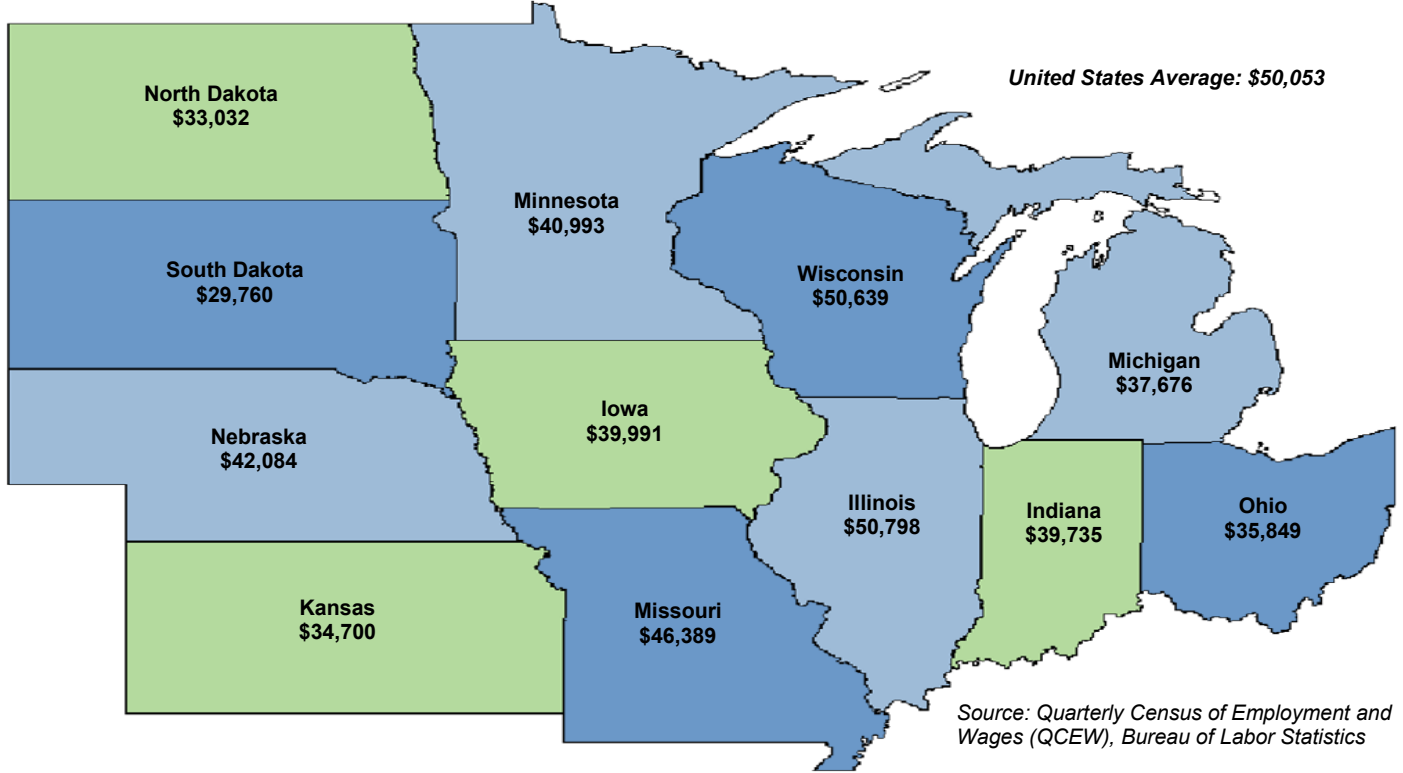
Source: Quarterly Census of Employment and Wages (QCEW), Iowa Workforce Development



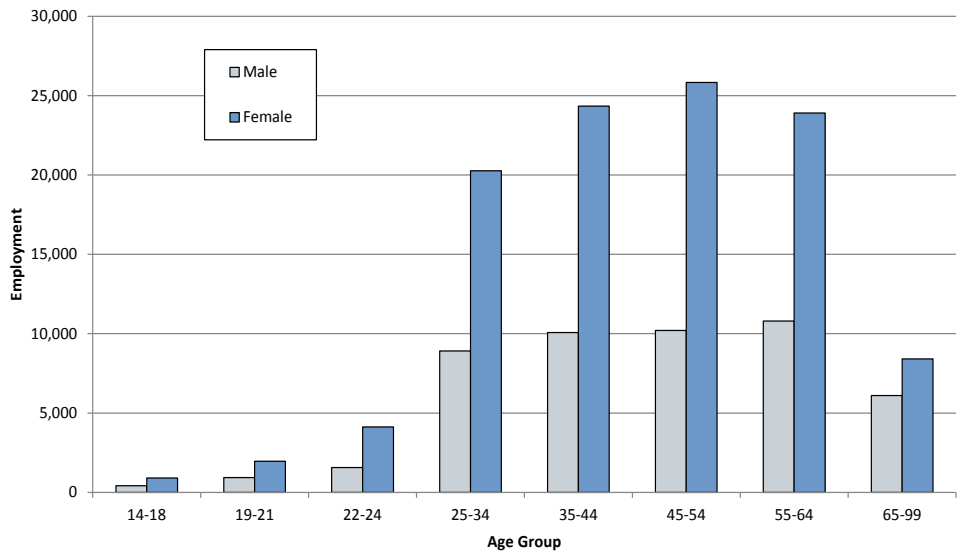
EDUCATION IOWA INDUSTRY PROFILE

2017 Average Annual Wage for Covered Employment in Education

State Comparisons by Private Ownership



Industry Distribution by Age and Gender, 2nd Quarter 2017



Source: Local Employment Dynamics, Iowa Workforce Development and U.S. Census Bureau
<https://lehd.ces.census.gov/>

Contact Information

Iowa Workforce Development, Employment Statistics Bureau

1000 E Grand Ave
 Des Moines, IA 50319
 800-532-1249
 Fax: 515-281-8195
 Iwd.lmi@iwd.iowa.gov
 www.iowaworkforcedevelopment.gov

Equal opportunity employer/program.
 Auxiliary aids and services are available
 upon request to individuals with disabilities.

TTY 515-281-4748
 1-800-831-1399

