


2018 IOWA INDUSTRY PROFILE

MANAGEMENT OF COMPANIES & ENTERPRISES

IOWA WORKFORCE DEVELOPMENT



Executive Summary


In 2017, the **Management of Companies and Enterprises** sector comprised 1.2 percent of all public and private sector employment in Iowa. This sector reported an average annual wage of \$83,110 in 2017, which is 80.4 percent higher than the statewide average of \$46,073.

In comparison to other states in the Midwest, only North Dakota has a lower average annual wage among private employees in this industry: \$80,857. Iowans in this sector make 30.7 percent less than the national average of \$119,885.

Employment in this sector has seen substantial gains since the recession in 2008, with 2016 and 2017 hovering just below the employment high in 2015. The sector has added 6,386 jobs since its low point in 2010, equating to a growth rate of 50.0 percent.

In 2017, women held 50.3 percent of jobs in this sector. The majority of employees fall between the ages of 25 and 64, showing a predominance in older employees in this industry.





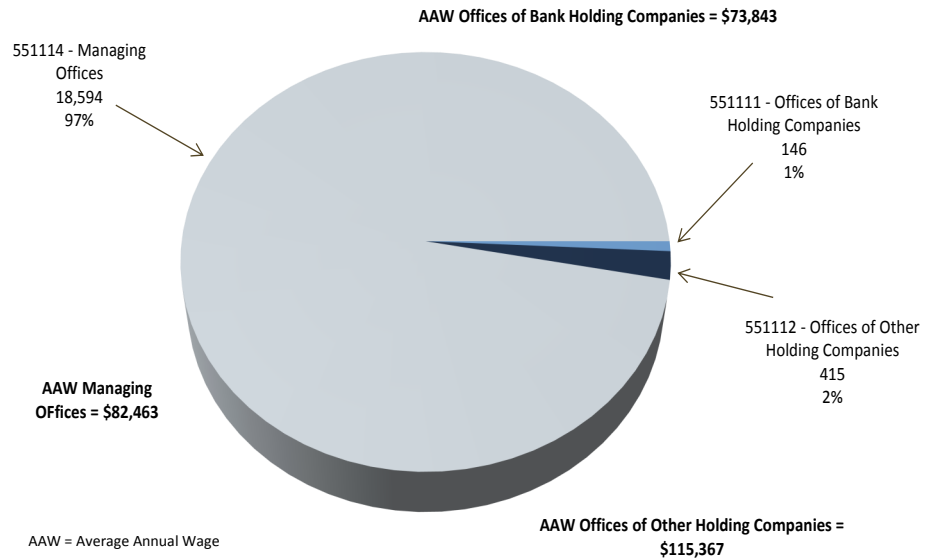
MANAGEMENT OF COMPANIES & ENTERPRISES IOWA INDUSTRY PROFILE

What is Management of Companies & Enterprises?

This sector comprises (1) establishments that hold the securities of (or other equity interests in) companies and enterprises for the purpose of owning a controlling interest or influencing management decisions or (2) establishments (except government) that administer, oversee and manage establishments of the enterprise and that normally undertake the strategic or organizational planning and decision-making role of the company or enterprise. Establishments that administer, oversee, and manage may hold the securities of the company or enterprise. Establishments in this sector perform essential activities that are often undertaken in-house by establishments in many sectors of the economy.

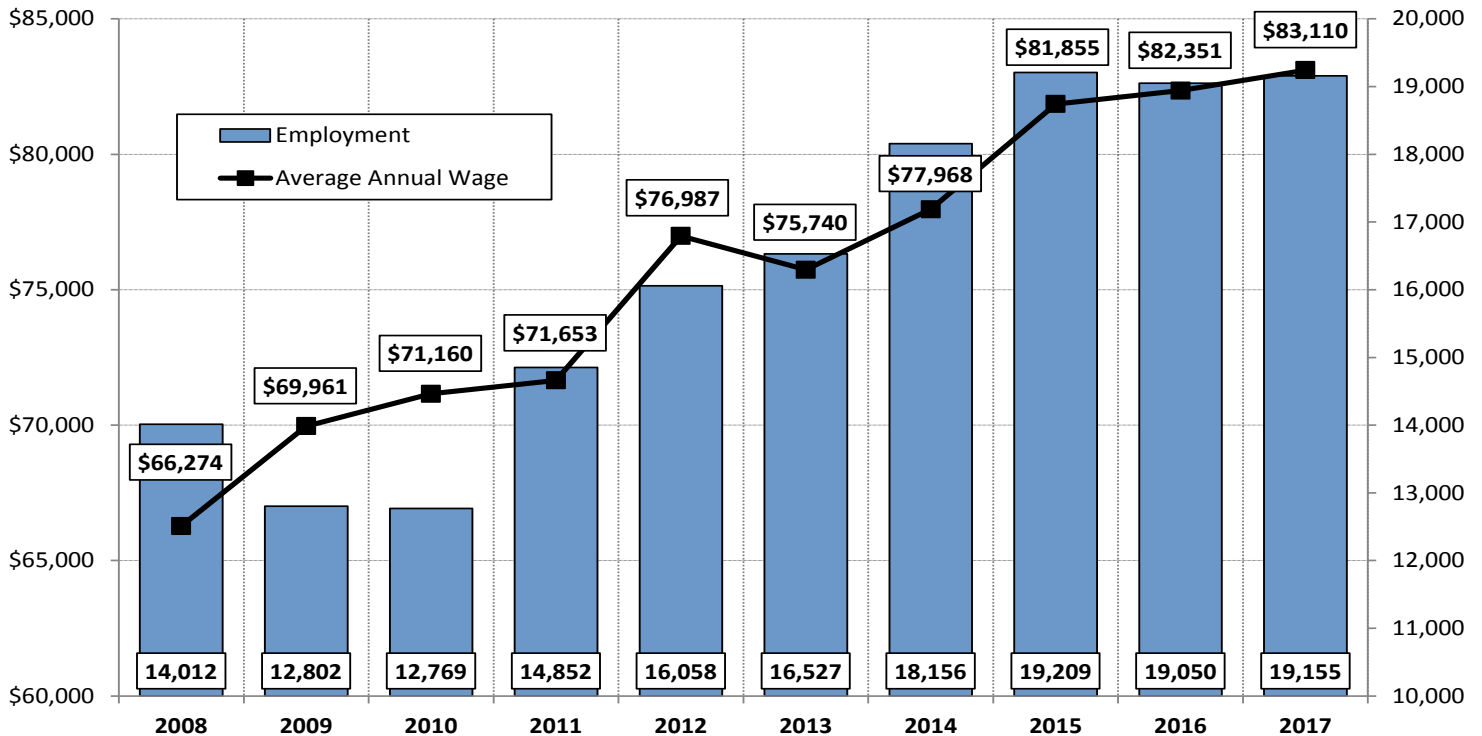
Source: www.bls.gov/cew/bls_naics/bls_naics_app.htm

2017 Industry Breakout by Employment in Iowa Management of Companies & Enterprises NAICS Industry Coding Percentage Employed and Average Annual Wage by Subsector



Source: Quarterly Census of Employment and Wages (QCEW), Iowa Workforce Development

2008–2017 Employment in Management of Companies & Enterprises in Iowa



Source: Quarterly Census of Employment and Wages (QCEW), Iowa Workforce Development

MANAGEMENT OF COMPANIES & ENTERPRISES IOWA INDUSTRY PROFILE



Examples of Major Employers with Management/Corporate Offices

Name of Company	Industry
Casey's General Stores	Management of companies & enterprises
Hy-Vee Food Stores	Management of companies & enterprises
Deere & Company	Management of companies & enterprises
Unity Point	Management of companies & enterprises
CDS Global	Management of companies & enterprises
Fareway Stores	Management of companies & enterprises
MidAmerican	Management of companies & enterprises

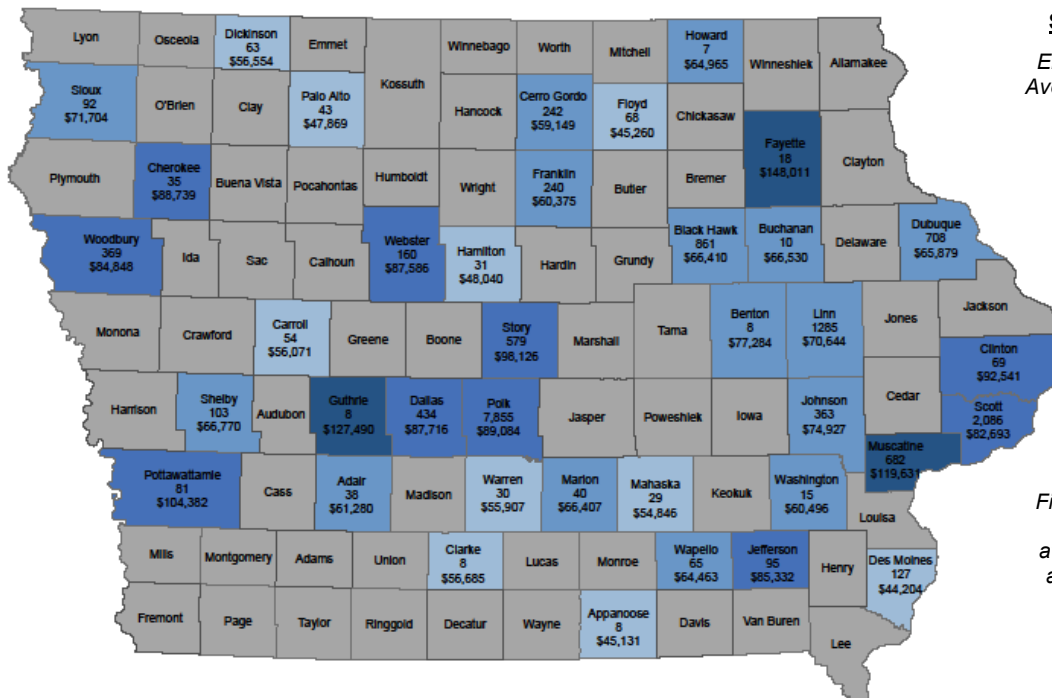
Source: Iowa Workforce Development with permission from employer

Employers

In 2017, the **Management of Companies and Enterprises** sector included 938 locations across Iowa, employing 19,155 people. 97.1 percent of the employees in the sector worked in **Managing Offices**, while 0.8 percent worked for **Bank Holding Companies** and 2.2 percent worked for **Other Holding Companies**.

Some industries with company headquarters in Iowa include tire manufacturing, grocery stores, ice cream and frozen dessert manufacturing, physicians' offices, utilities, and convenience stores. Establishments in this sector can and do support businesses in any other sector of the economy.

2017 Covered Employment in Management of Companies & Enterprises by County



Sector Statewide:

Employment - 19,155
Average Annual Wage - \$83,110

Label Key:
First line is the county name followed by average employment and finally, average wage.



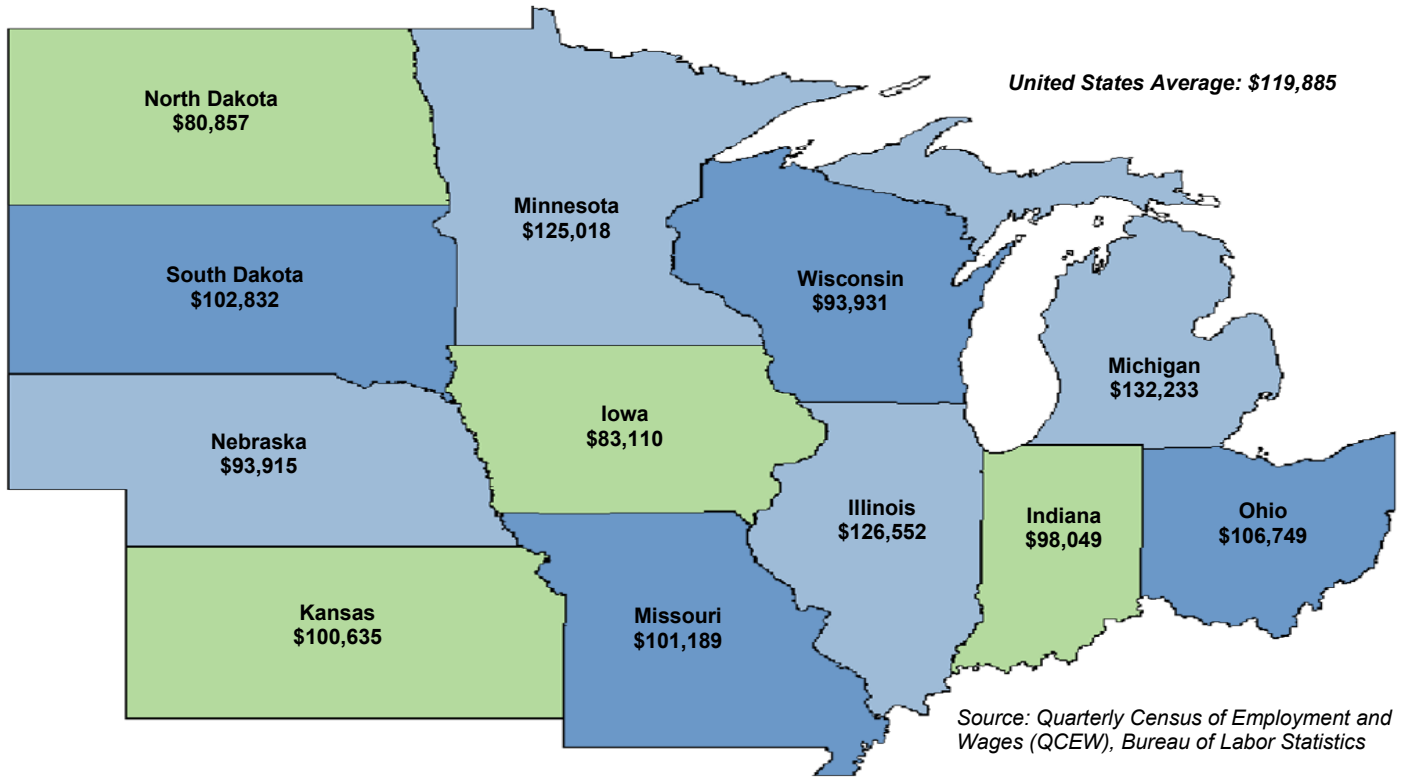
Source: Quarterly Census of Employment and Wages (QCEW), Iowa Workforce Development



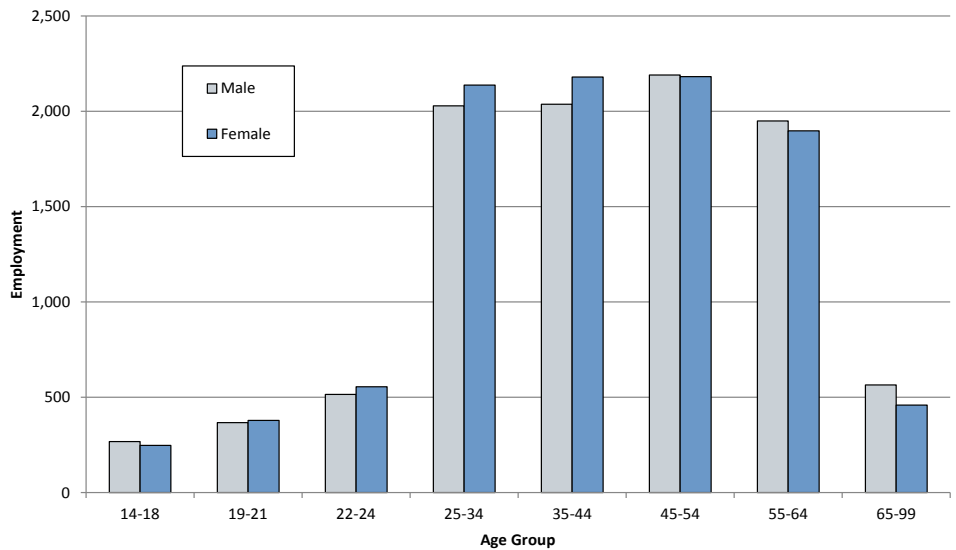
MANAGEMENT OF COMPANIES & ENTERPRISES IOWA INDUSTRY PROFILE

2017 Average Annual Wage for Covered Employment in Management of Companies & Enterprises

State Comparisons by Private Ownership



Industry Distribution by Age and Gender, 2nd Quarter 2017



Source: Local Employment Dynamics, Iowa Workforce Development and U.S. Census Bureau
<https://lehd.ces.census.gov/>

Contact Information

Iowa Workforce Development, Employment Statistics Bureau

1000 E Grand Ave
Des Moines, IA 50319
800-532-1249
Fax: 515-281-8195
lwd.lmi@iwd.iowa.gov
www.iowaworkforcedevelopment.gov

*Equal opportunity employer/program.
Auxiliary aids and services are available
upon request to individuals with disabilities.*

TTY 515-281-4748
1-800-831-1399

