


2018 IOWA INDUSTRY PROFILE

MINING

IOWA WORKFORCE DEVELOPMENT



Executive Summary

In 2017, the **Mining** sector comprised about 0.2 percent of all public and private employment in Iowa, making it the smallest sector in the state. While there were only an average of 2,315 mining employees in 2017, workers in the industry are well-compensated: at \$58,218, their average wage was 26.4 percent higher than the statewide average. Employment in this small sector tends to hover between 2,100 and 2,200 employees, but an increase of 129 employees (5.9 percent) between 2016 and 2017 caused it to reach its current level.

97.7 percent of the employment in the sector is in the **Mining (except oil and gas)** subsector. This industry consists of establishments primarily engaged in developing the mine site and/or mining or quarrying stone. The remaining 2.3 percent of employment in the sector belongs to the **Supporting activities for mining** subsector. This industry consists of establishments primarily engaged in exploring, taking core samples and making geological observations at prospective mining sites. Iowa had zero employment in the **Oil and gas extraction** subsector in 2017.

Men hold 89.3 percent of jobs in this sector.





MINING

IOWA INDUSTRY PROFILE

What is Mining?

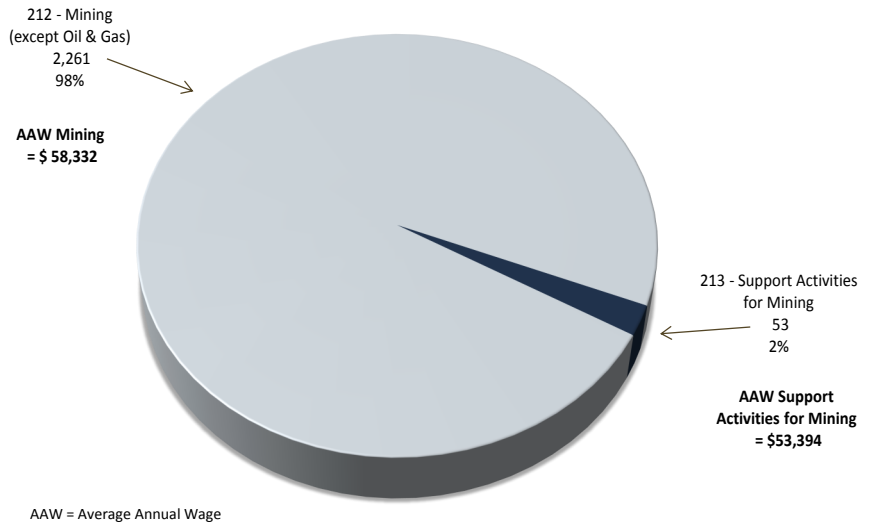
The **Mining** sector comprises establishments that extract naturally occurring mineral solids, such as coal and ores; liquid minerals, such as crude petroleum; and gases, such as natural gas.

The term mining is used in a broad sense to include quarrying, well operations, beneficiating (i.e., crushing, screening, washing and flotation), and other preparation customarily performed at the mine site, or as a part of mining activities.

Source: www.bls.gov/cew/bls_naics/bls_naics_app.htm

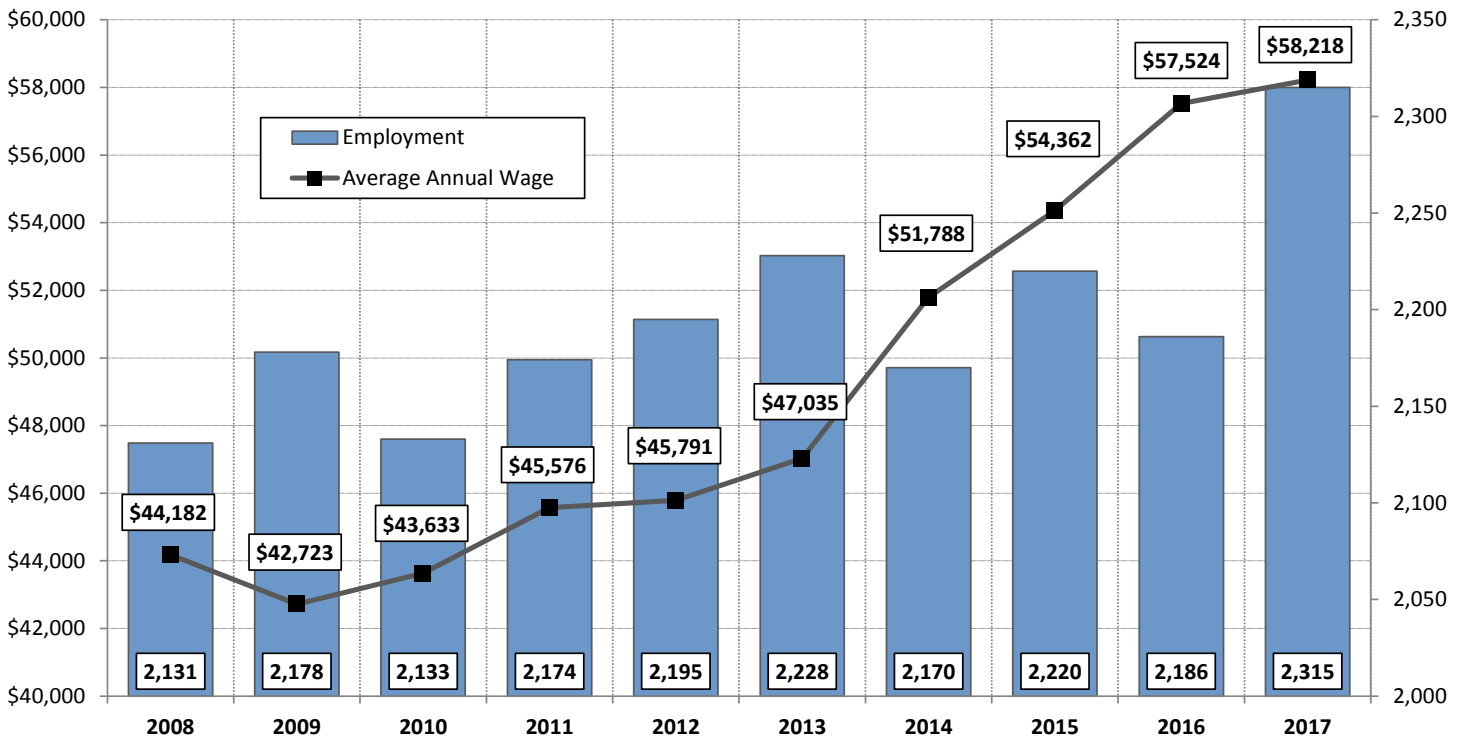
2017 Industry Breakout by Employment in Iowa

Mining NAICS Industry Coding



Source: Quarterly Census of Employment and Wages (QCEW), Iowa Workforce Development

2008–2017 Employment in Mining in Iowa



Source: Quarterly Census of Employment and Wages (QCEW), Iowa Workforce Development



Examples of Major Mining Employers

Name of Company	Industry
Bruening Rock	Nonmetallic mineral mining & quarrying
River Products Co	Nonmetallic mineral mining & quarrying
Martin Marietta Aggregates	Nonmetallic mineral mining & quarrying
Wendling Quarries Inc	Nonmetallic mineral mining & quarrying
BMC Aggregates LC	Nonmetallic mineral mining & quarrying
Douds Stone	Nonmetallic mineral mining & quarrying
Paul Niemann Construction Co	Nonmetallic mineral mining & quarrying

Source: www.iowaworkforcedevelopment.gov/employer-database

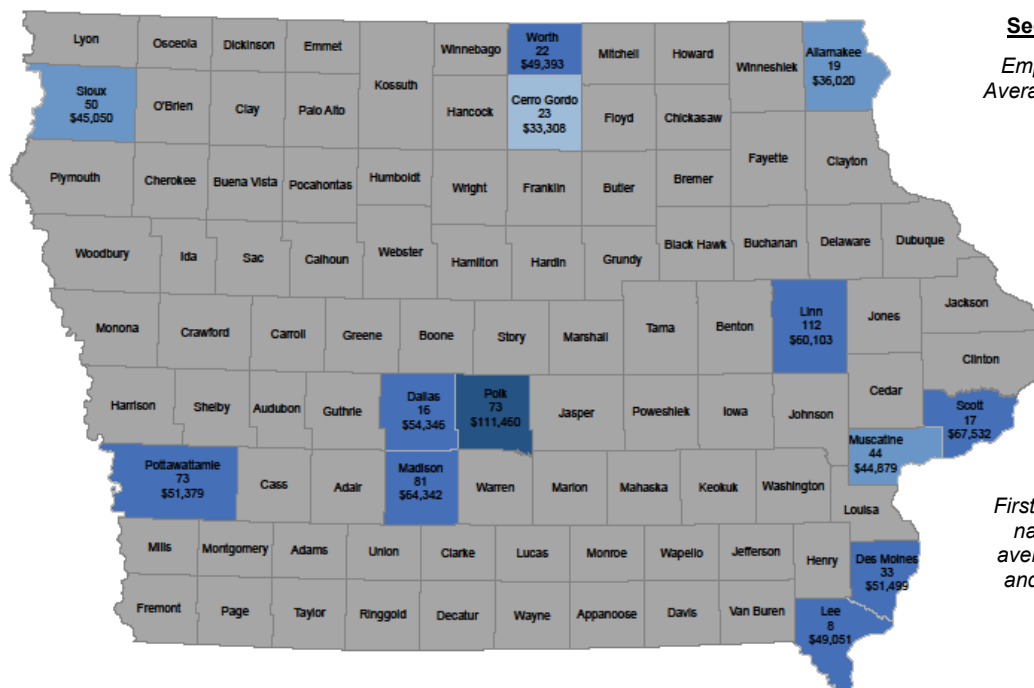
Employers

In 2017, there were 195 **Mining** related locations across Iowa. The **Mining (except oil and gas)** subsector represented 94.9 percent of locations within the sector. The other 5.1 percent of establishments belonged to the **Support activities for mining** subsector.

Support activities include work activities such as site exploration, taking core samples, directional drilling, etc. Many mining companies do this in-house, but they may contract such duties out to mining support companies.

The **Oil and gas extraction** subsector had zero locations in Iowa in 2017.

2017 Covered Employment in Mining by County



Sector Statewide:

Employment - 2,315
Average Annual Wage - \$58,218

Label Key:
First line is the county name followed by average employment and finally, average wage.

Wages Less than \$35,714 \$35,715 - \$45,050 \$45,051 - \$67,532 Greater than \$67,533

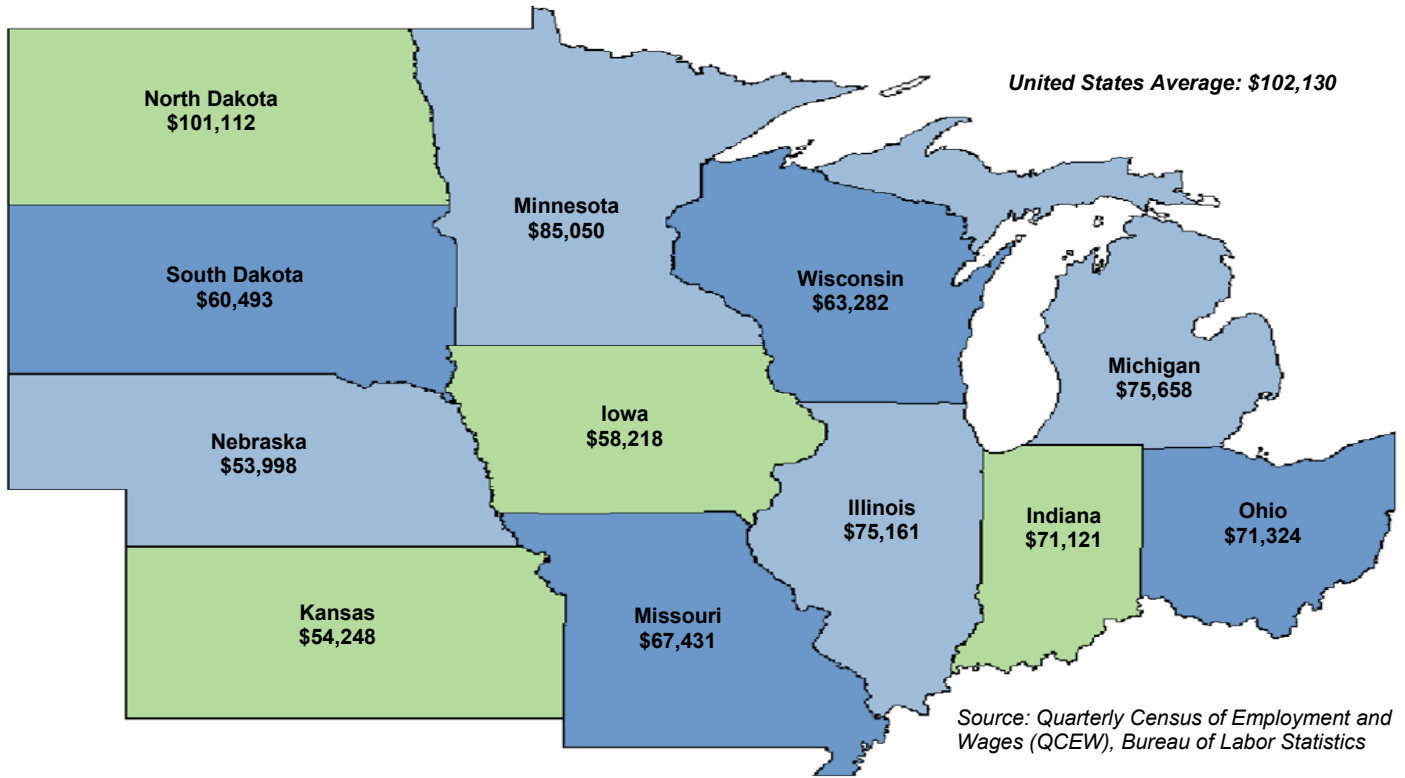
Source: Quarterly Census of Employment and Wages (QCEW), Iowa Workforce Development



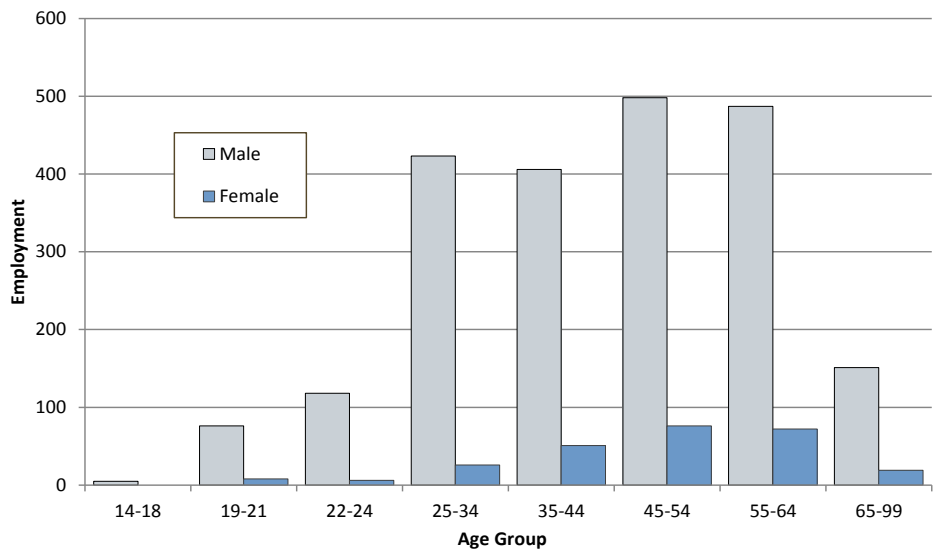
MINING IOWA INDUSTRY PROFILE

2017 Average Annual Wage for Covered Employment in Mining

State Comparisons by Private Ownership



Industry Distribution by Age and Gender, 2nd Quarter 2017



Source: Local Employment Dynamics, Iowa Workforce Development and U.S. Census Bureau
<https://lehd.ces.census.gov/>

Contact Information

Iowa Workforce Development, Employment Statistics Bureau

1000 E Grand Ave
Des Moines, IA 50319
800-532-1249
Fax: 515-281-8195
lwd.lmi@iwd.iowa.gov
www.iowaworkforcedevelopment.gov

*Equal opportunity employer/program.
Auxiliary aids and services are available
upon request to individuals with disabilities.*

TTY 515-281-4748
1-800-831-1399

